

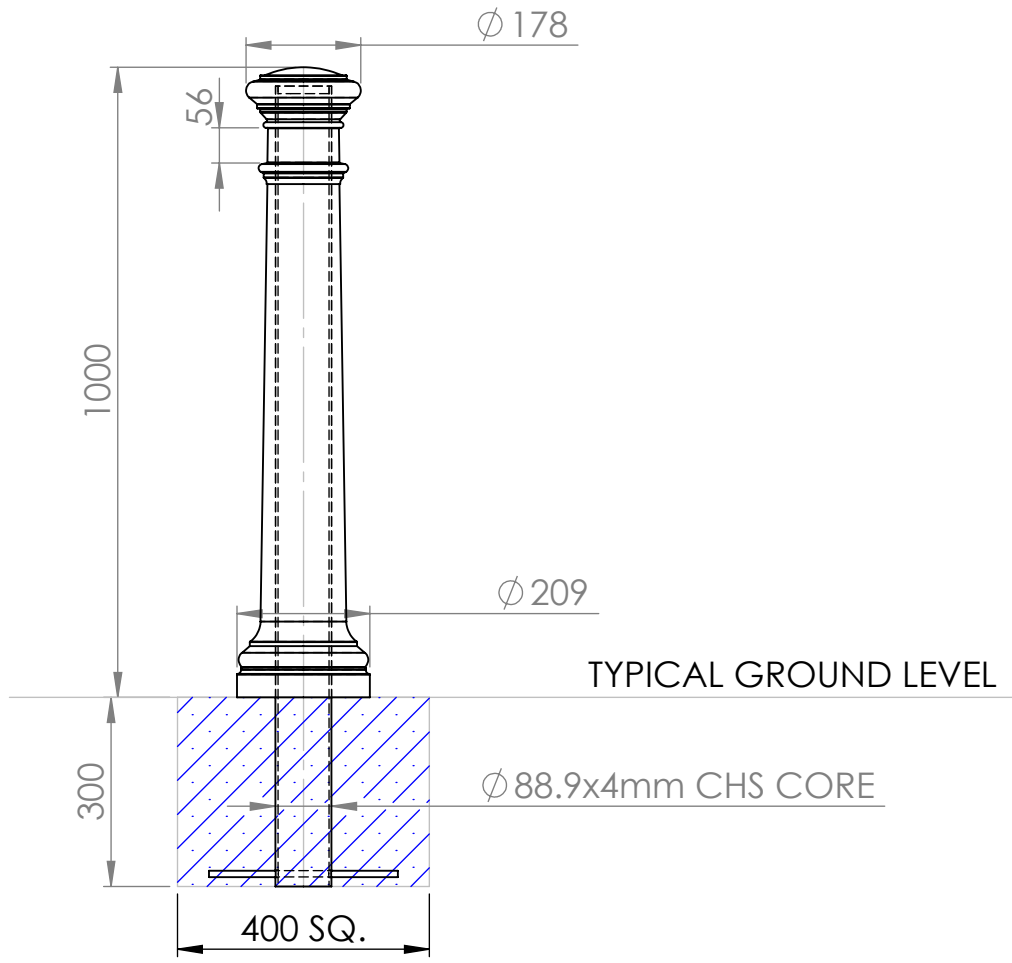
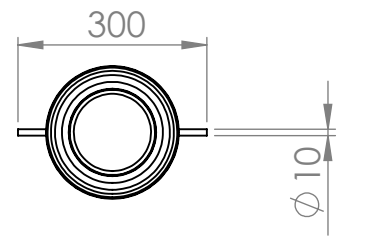
1 2 3 4 5 6

A

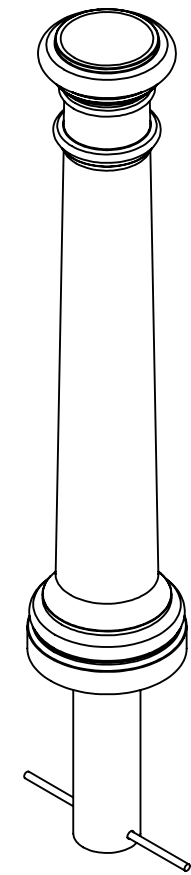
B

C

D



ISO VIEW



PRODUCT SPECIFICATION

MATERIAL:
Bollard (Above Ground): Ferrocast (Two part polyurethane, cast around a Mild Steel core).

FINISH:
Ferrocast: 2 Pack polyurethane paint.

WEIGHT:
21.2 KG Approx

ROOT FIXED INSTALLATION:
1. Determine suitable location for bollard. Perform visual checks, scan and check drawings for utilities/live cabling.
2. Evacuate cubed foundation for bollard. (Guidance: See Drawing)
3. Locate bollard centrally in evacuation hole, cast C30 concrete or similar medium slump around bollard. Ensure bollard is vertical in all planes.
4. Allow the foundation to cure. Concrete should be protected by polythene during the first 24 hours following installation.

Root depths shown are an average estimation and delivered product may vary slightly. Foundation sizes given are suited to sub-soils with good load bearing capabilities. Where adverse site conditions are met professional advice to be sought.

Some bollards may have some excess Ferrocast as root cover. Please use this drawing as correct representation of typical ground level.

- ADVANTAGES OF FERROCAST:-**
1. Maximum protection against corrosion.
 2. Total elimination of casual breakages.
 3. High abrasion, impact and chipping resistance.
 4. High gloss finish requiring minimum maintenance.
 5. Anti-Ram specification available.
 6. Crests and Logos easily incorporated into design.
 7. Custom design our speciality.
 8. Faithful reproduction of historic bollards.
 9. One quarter the weight of Cast Iron.
 10. Removable adaptations due to low weight.

For operation and maintenance please refer to the **Marshalls Street Furniture Maintenance Guide**.

A	FIRST ISSUE	18/12/13	MB
RevNo	Revision Note	Date	Signature

Title:
MANCHESTER FERROCAST BOLLARD RF

Drawing No:
PS-FE-BL-10196

DO NOT SCALE DRAWING
Scale: N.T.S. Sheet: 1 of 1 **A4**



P.O. Box 6, High Flatworth,
Tyne Tunnel Trading Estate
North Shields,
Tyne and Wear,
NE29 7SJ
Tel: (0870) 600 2425
Fax: (0191) 256 8041

Unless otherwise stated:
ALL DIMENSIONS ARE IN
MILLIMETERS

This drawing is the sole property and copyright of Marshalls Street Furniture and may not be disclosed to any third party or reproduced in whole or in part without the prior written consent of an authorised representative of the company.

Marshalls PLC reserves the right to change the specifications of products noted above at any time and without notice.

1 2 3 4 5 6